



USER GUIDE

OUT OF STOCK PRODUCT WAIT



Belvg
Magento™

OUR SUPPORT TEAM:
STORE@BELVG.COM, SKYPE: STORE.BELVG

Table of Contents:

1. Introduction to Out of Stock Product Wait..... 3

2. How to Install and Deactivate 4

3. How to Configure 6

4. How to Use 7

1. Introduction to Out of Stock Product Wait

Magento Out of Stock Product Wait module helps you to keep track of most waited out of stock products and customers who are waiting to purchase them. The extension adds the "I wait for this product" link to "Out of stock" marked products and shows the number of people who are expecting to buy them.

As soon as products return to stock the automatic "We have your stuff!" message will be sent to all waiting.

Main features:

- Displays an "I wait for this product"
- Linking "Out of Stock" marked products with their product pages
- Displaying the number of people who are waiting on the product page
- Indicating waited products in the admin panel
- Sending automatic notifications when the product status has changed to "In Stock"

Magento out of Stock Product Wait extension is a simple marketing solution for those stores that tend to run out of products now and then.

Version & compatibility:

Version: 1.0.1 stable

Magento CE 1.4+, 1.5+, 1.6+

1.0.2 Feature:

The extension helps to display customers in the back office, who are waiting for out of stock products.

2. How to Install

Step 1. Check Permissions.

Make sure the "app", "skin", "media" and "js" directories of your Magento and all directories inside them have full written permissions or set permissions on each directory equal to 777 or 0777.

Important! Change all permissions back after installation.

Read more about permissions [here](#).

Step 2. Disable Cache.

Log into Magento **Admin Panel** and go to **System** → **Cache Management** and disable cache.

Read more about Cache Management [here](#).

Step 3. Disable Compilation.

Log into Magento **Admin Panel** and go to **System** → **Tools** → **Compilation** and disable the compilation.

Step4. Upload files

Upload all files and folders from folder to the installation directory of your Magento software using an FTP client.

Step 5. Re-login.

Log out and back into Magento **Admin Panel**.

Step 6. Enable extension.

a) Go to **System** → **Configuration**. In the left column you will see the new tab – **Belvg Extensions**.

b) Enable extension for the whole website or selected store.

Now extension is installed and enabled.

After this step you can change all permissions, cache and compilation settings back.

How to Deactivate

Step 1. Disable Extension.

Log into Magento **Admin Panel** and go to **System → Configuration → Product Wait → Settings**

Select "Disable" to deactivate the extension. Click "Save Config" button.

The extension is now deactivated.

Step 2. Clear cache.

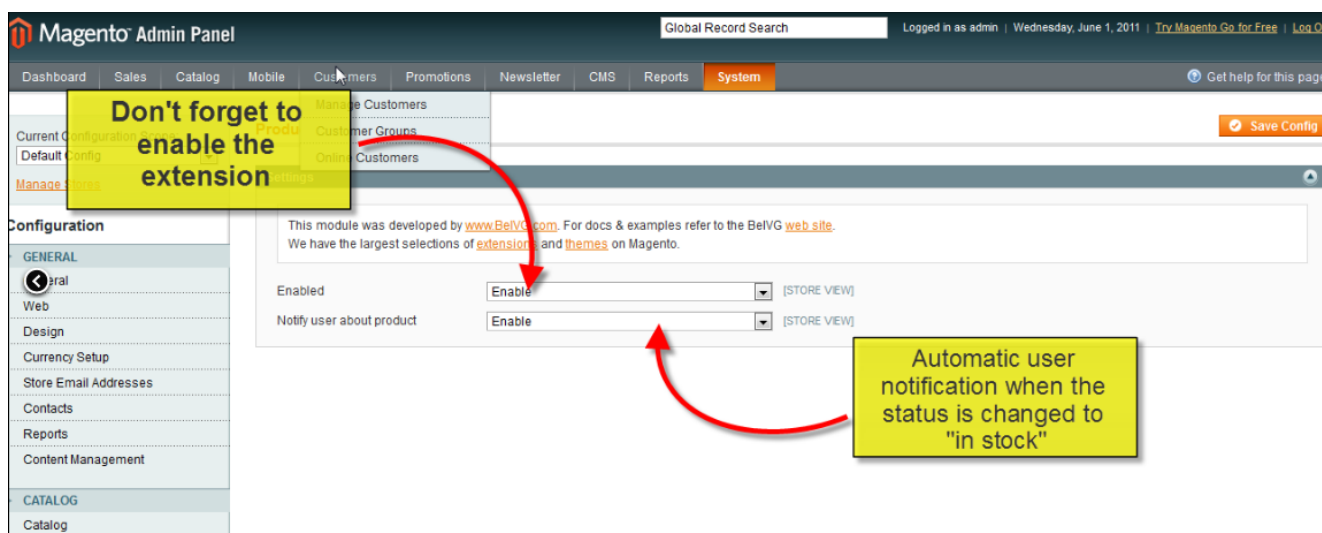
Go to **System → Cache Management**.

Clear the store cache.

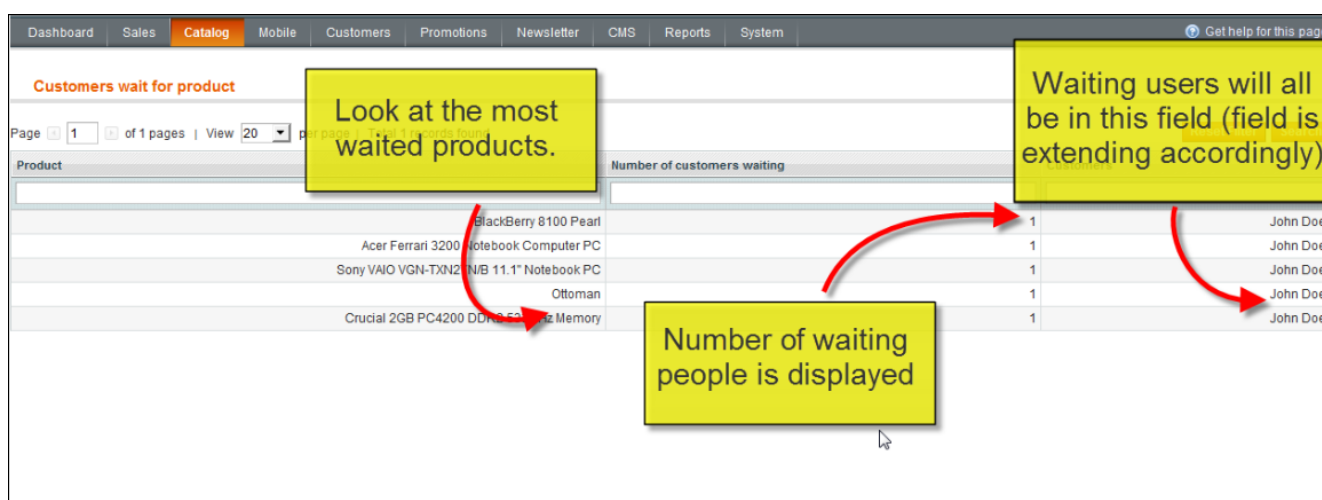
3. How to Configure

Log in to the admin panel, and we will show you how to configure the extension step by step.

As soon as the product appears *In Stock*, customers receive notifications. To enable notification sending, go to **System -> Configuration -> Product Wait -> Settings** on your Dashboard.



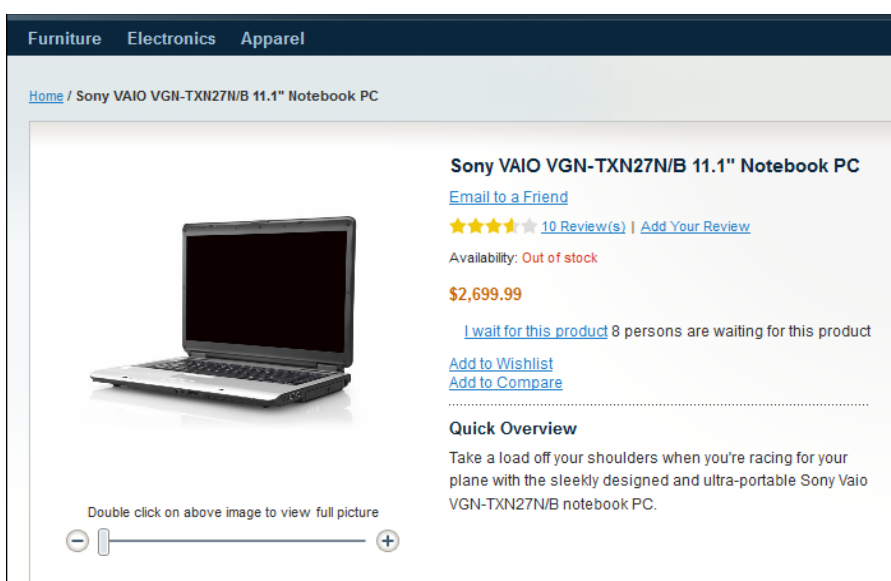
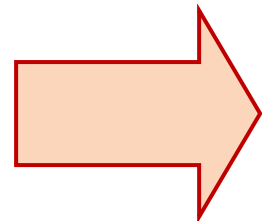
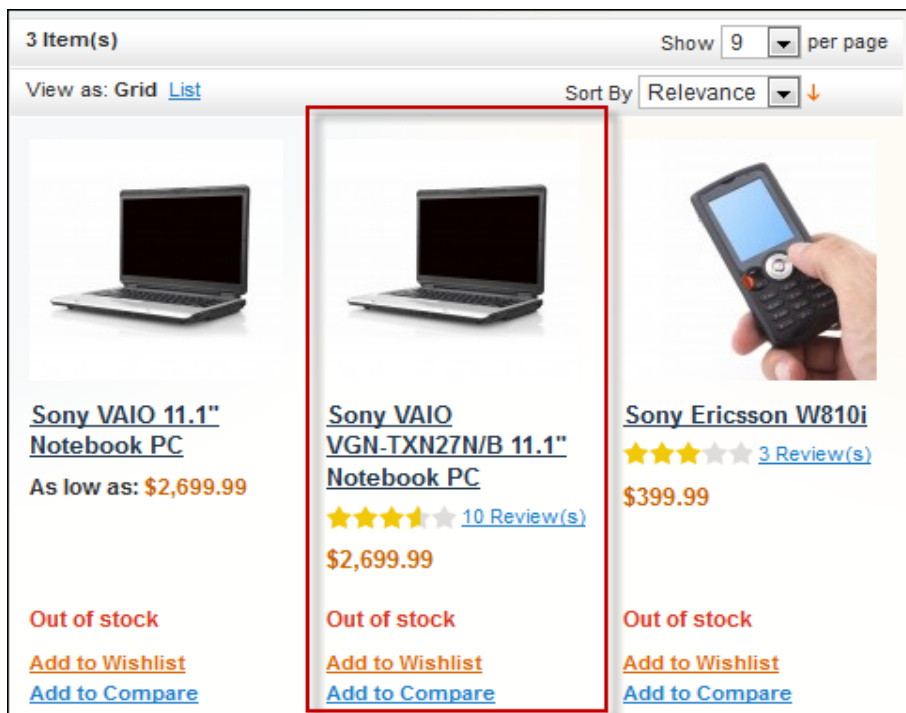
Admin can constantly keep an eye on waited products and users expecting them to buy. All this information is stored in **Catalog -> Customers Wait for Products**.



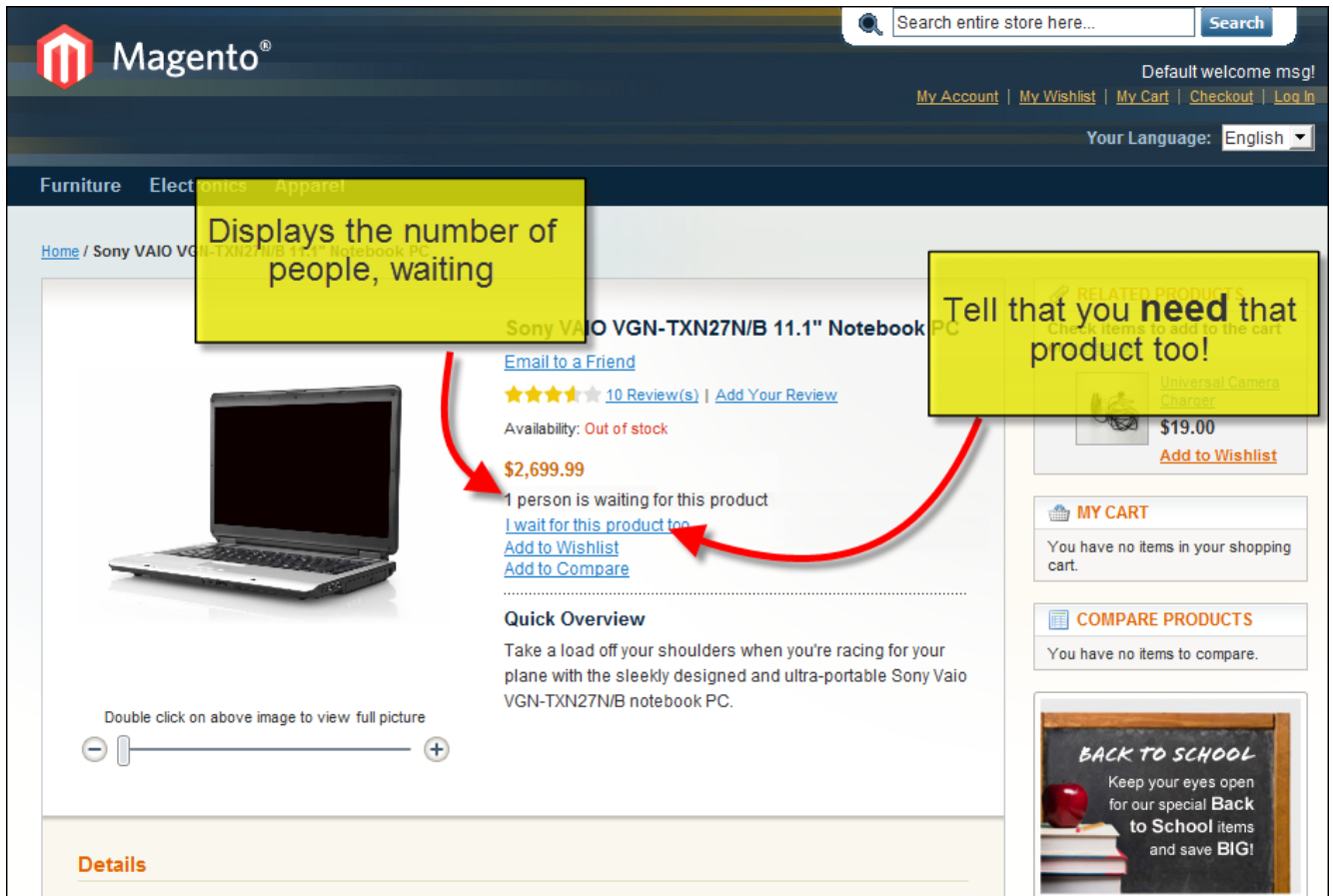
4. How to Use

It's time to get acquainted with **Out of Stock Product Wait** features and the ways customers take benefit of them.

All *Out of Stock*-marked products are linked to their product pages.



The product page illustrates the quantity of people who wait for this article and the link “I wait for this product” to show admin that this particular item is in demand.



Reminder: Extension features are available for registered users only. Those unregistered or signed out will be asked to log in.

Do you have questions about extension configurations?

[Contact us](#) and we will help you in a moment.



Thanks for your interest in BelVG Magento extensions!

If you want to buy **Out of Stock Product Wait** extension, follow [This Link](#).

Please, visit our website and explore other BelVG extensions at [Our Store](#).

If you have any questions, contact us by e-mail: store@belvg.com



**Simple
installation
and usage**



**1 year of
free upgrades**



**30 days
money back**



**6 months
of support**