

## 1. Introduction to Simple Product Tabs for Magento 2.0

The **Simple Product Tabs** is a useful module to expand your page product description abilities. By default Magento offers only three standard product tabs which are sometimes not enough to cover all the necessary and useful information about your products or web-store or when you need to make your product page look more informative, unique and user friendly.

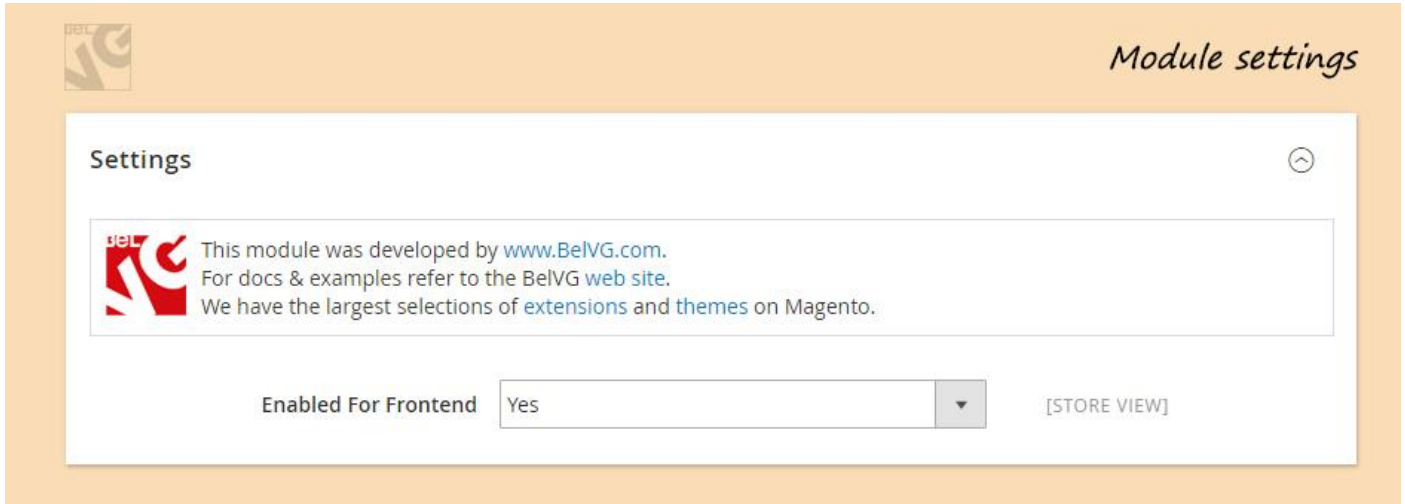
With the help of Simple Product Tabs you are able to create any number of new tabs of any type. The tabs are created as standard static blocks through the Magento admin panel and the extension allows you easily assign any number of such blocks to any number of products within just a few clicks.

### Key features:

- Add any number of new tabs of different types to your product pages;
- Place any information in the additional tabs to describe your products in more details;
- New tabs are created as static blocks and are easy to edit and manage;
- Assign multiple tabs to multiple products within just a few clicks;
- Easy to define the name of the tabs that are visible on frontend.

## 2. How to Configure

Log into the Magento 2 admin panel and switch to **Stores - Configuration**. Under **BELVG EXTENSIONS** find and enter the **Simple Product Tabs** module settings. Here you can enable/disable the extension.



The **Simple Product Tabs** module uses standard Magento static blocks as additional tabs for product pages. To create such a block, log into your Magento admin panel and go to the **Content - Blocks** section and click the **Add New Block** button.



## Blocks





*Press this button to add new static block*

**Add New Block**

Search by keyword

 Filters
  Default View
  Columns

Select Items  20 records found

20 per page
 
 of 1
 

<input type="checkbox"/>	ID ↓	Title	Identifier	Store View	Status	Created	Modified	Action
<input type="checkbox"/>	1	Footer Links Block	footer_links_block	All Store Views	Enabled	Mar 22, 2016 12:32:30 PM	Mar 22, 2016 12:32:30 PM	Select ▼
<input type="checkbox"/>	2	Contact us info	contact-us-info	All Store Views	Enabled	Mar 22, 2016 12:32:30 PM	Mar 22, 2016 12:32:30 PM	Select ▼
<input type="checkbox"/>	3	Sale Left Menu Block	sale-left-menu-block	All Store Views	Enabled	Mar 22, 2016 12:32:30 PM	Mar 22, 2016 12:32:30 PM	Select ▼
<input type="checkbox"/>	4	Gear Left Menu Block	gear-left-menu-block	All Store Views	Enabled	Mar 22, 2016 12:32:30 PM	Mar 22, 2016 12:32:30 PM	Select ▼
<input type="checkbox"/>	5	Men Left Menu Block	men-left-menu-block	All Store Views	Enabled	Mar 22, 2016 12:32:30 PM	Mar 22, 2016 12:32:30 PM	Select ▼
<input type="checkbox"/>	6	Women Left Menu Block	women-left-menu-block	All Store Views	Enabled	Mar 22, 2016 12:32:30 PM	Mar 22, 2016 12:32:30 PM	Select ▼
<input type="checkbox"/>	7	New Left Menu Block	new-left-menu-block	All Store Views	Enabled	Mar 22, 2016 12:32:30 PM	Mar 22, 2016 12:32:30 PM	Select ▼
<input type="checkbox"/>	8	Women Block	women-block	All Store Views	Enabled	Mar 22, 2016 12:32:30 PM	Mar 22, 2016 12:32:30 PM	Select ▼
<input type="checkbox"/>	9	Training Block	training-block	All Store Views	Enabled	Mar 22, 2016 12:32:30 PM	Mar 22, 2016 12:32:30 PM	Select ▼
<input type="checkbox"/>	10	Men Block	men-block	All Store Views	Enabled	Mar 22, 2016 12:32:30 PM	Mar 22, 2016 12:32:30 PM	Select ▼
<input type="checkbox"/>	11	Gear Block	gear-block	All Store Views	Enabled	Mar 22, 2016 12:32:30 PM	Mar 22, 2016 12:32:30 PM	Select ▼
<input type="checkbox"/>	12	Sale Block	sale-block	All Store Views	Enabled	Mar 22, 2016 12:32:30 PM	Mar 22, 2016 12:32:30 PM	Select ▼
<input type="checkbox"/>	13	New Block	new-block	All Store Views	Enabled	Mar 22, 2016 12:32:30 PM	Mar 22, 2016 12:32:30 PM	Select ▼
<input type="checkbox"/>	14	Home Page Block	home-page-block	All Store Views	Enabled	Mar 22, 2016 12:32:30 PM	Mar 22, 2016 12:32:30 PM	Select ▼
<input type="checkbox"/>	15	Performance Fabrics Block	performance-fabrics-block	All Store Views	Enabled	Mar 22, 2016 12:32:30 PM	May 3, 2016 12:34:47 PM	Select ▼
<input type="checkbox"/>	16	Eco Friendly Block	eco-friendly-block	All Store Views	Enabled	Mar 22, 2016 12:32:30 PM	Mar 22, 2016 12:32:30 PM	Select ▼
<input type="checkbox"/>	17	Giftcard Block	giftcard-block	All Store Views	Enabled	Mar 22, 2016 12:32:30 PM	May 3, 2016 12:29:32 PM	Select ▼
<input type="checkbox"/>	18	Login Info Block	login-data	All Store Views	Enabled	Mar 22, 2016 12:32:31 PM	Mar 22, 2016 12:32:31 PM	Select ▼
<input type="checkbox"/>	19	Get the Discount!	Discount	All Store Views	Enabled	May 4, 2016 1:16:20 PM	May 4, 2016 1:16:20 PM	Select ▼

Note, that the **Block Title** option in the static block settings will stand for the name of your product tab on the frontend.

Footer Links Block

← Back Delete Block Reset Save and Continue Edit Save Block

General Information

Block Title \* Footer Links Block

Identifier \* footer\_links\_block

Store View \* All Store Views Main Website Main Website Store Default Store View

Status \* Enabled

Content \* Show / Hide Editor

• About us  
• Customer Service

*Block Title will be used as a tab title on the frontend*

Once static blocks are ready, it is time to assign them as additional tabs to product pages.

### Assigning additional tabs to a specific product

- Go to the **Products - Catalog** section and click to edit the required product.



# Catalog



 guest

Add Product

Filters

Default View

Columns

Active filters: Name: Eos V-Neck Hoodie

*Choose any product you want to edit*

Clear all

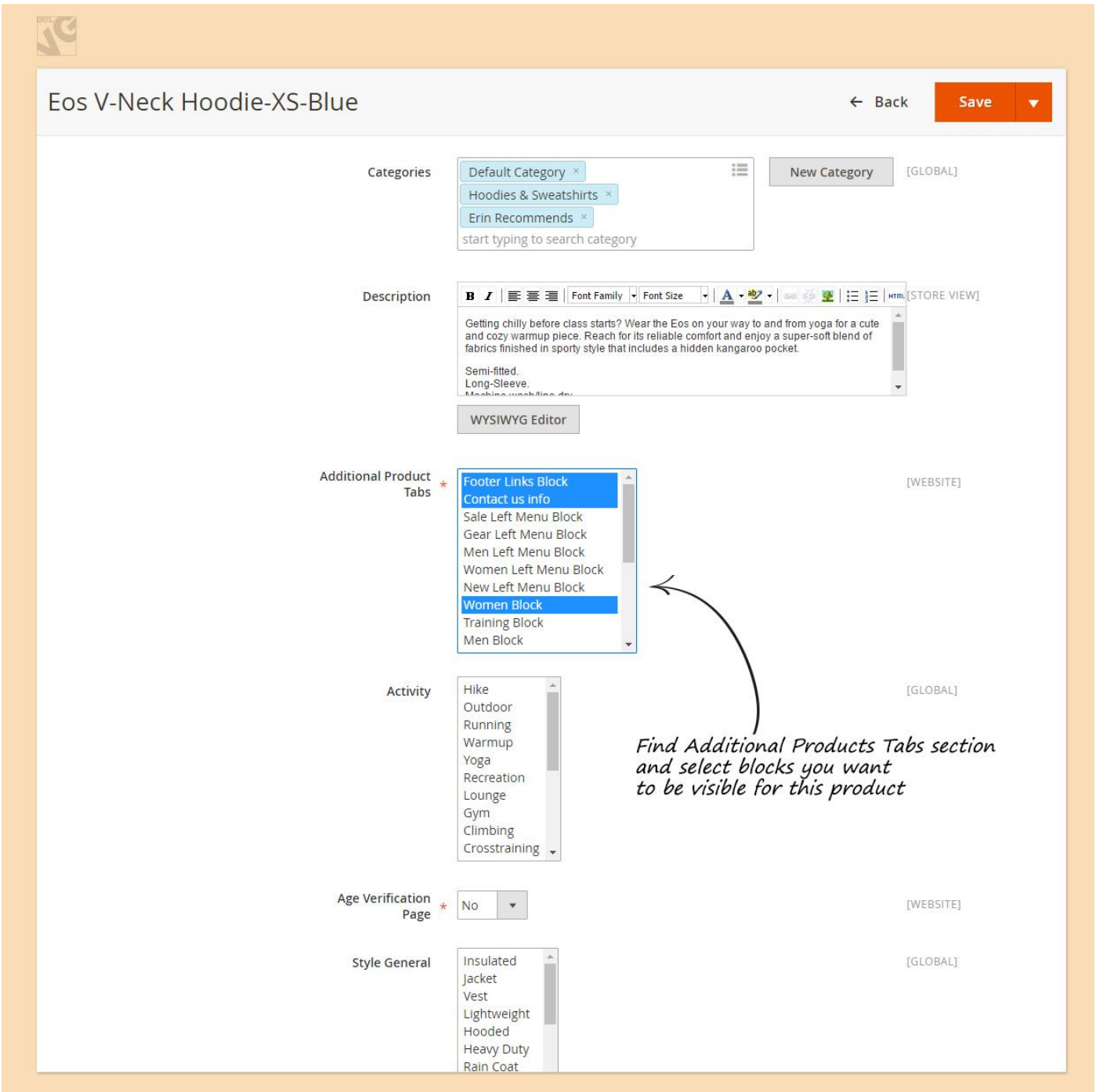
Actions 16 records found

20 per page

1 of 1

ID	Thumbnail	Name	Type	Attribute Set	SKU	Price	Quantity	Visibility	Status	Websites	Action
1184		Eos V-Neck Hoodie-XS-Blue	Simple Product	Top	WH11-XS-Blue	\$54.00	100.0000	Not Visible Individually	Enabled	Main Website	<a href="#">Edit</a>
1185		Eos V-Neck Hoodie-XS-Green	Simple Product	Top	WH11-XS-Green	\$54.00	100.0000	Not Visible Individually	Enabled	Main Website	<a href="#">Edit</a>
1186		Eos V-Neck Hoodie-XS-Orange	Simple Product	Top	WH11-XS-Orange	\$54.00	100.0000	Not Visible Individually	Enabled	Main Website	<a href="#">Edit</a>
1187		Eos V-Neck Hoodie-S-Blue	Simple Product	Top	WH11-S-Blue	\$54.00	100.0000	Not Visible Individually	Enabled	Main Website	<a href="#">Edit</a>
1188		Eos V-Neck Hoodie-S-Green	Simple Product	Top	WH11-S-Green	\$54.00	100.0000	Not Visible Individually	Enabled	Main Website	<a href="#">Edit</a>
1189		Eos V-Neck Hoodie-S-Orange	Simple Product	Top	WH11-S-Orange	\$54.00	100.0000	Not Visible Individually	Enabled	Main Website	<a href="#">Edit</a>
1190		Eos V-Neck Hoodie-M-Blue	Simple Product	Top	WH11-M-Blue	\$54.00	100.0000	Not Visible Individually	Enabled	Main Website	<a href="#">Edit</a>
1191		Eos V-Neck Hoodie-M-Green	Simple Product	Top	WH11-M-Green	\$54.00	100.0000	Not Visible Individually	Enabled	Main Website	<a href="#">Edit</a>
1192		Eos V-Neck Hoodie-M-Orange	Simple Product	Top	WH11-M-Orange	\$54.00	100.0000	Not Visible Individually	Enabled	Main Website	<a href="#">Edit</a>
1193		Eos V-Neck Hoodie-L-Blue	Simple Product	Top	WH11-L-Blue	\$54.00	100.0000	Not Visible Individually	Enabled	Main Website	<a href="#">Edit</a>

- In the product settings find the menu **Additional Products Tabs**.



Eos V-Neck Hoodie-XS-Blue

← Back Save ▾

Categories: Default Category x, Hoodies & Sweatshirts x, Erin Recommends x, start typing to search category

Description: Getting chilly before class starts? Wear the Eos on your way to and from yoga for a cute and cozy warmup piece. Reach for its reliable comfort and enjoy a super-soft blend of fabrics finished in sporty style that includes a hidden kangaroo pocket. Semi-fitted. Long-Sleeve. Machine washable. WYSIWYG Editor

Additional Product Tabs: Footer Links Block, Contact us info, Sale Left Menu Block, Gear Left Menu Block, Men Left Menu Block, Women Left Menu Block, New Left Menu Block, Women Block, Training Block, Men Block

Activity: Hike, Outdoor, Running, Warmup, Yoga, Recreation, Lounge, Gym, Climbing, Crosstraining

Age Verification Page: No

Style General: Insulated, Jacket, Vest, Lightweight, Hooded, Heavy Duty, Rain Coat

*Find Additional Products Tabs section and select blocks you want to be visible for this product*

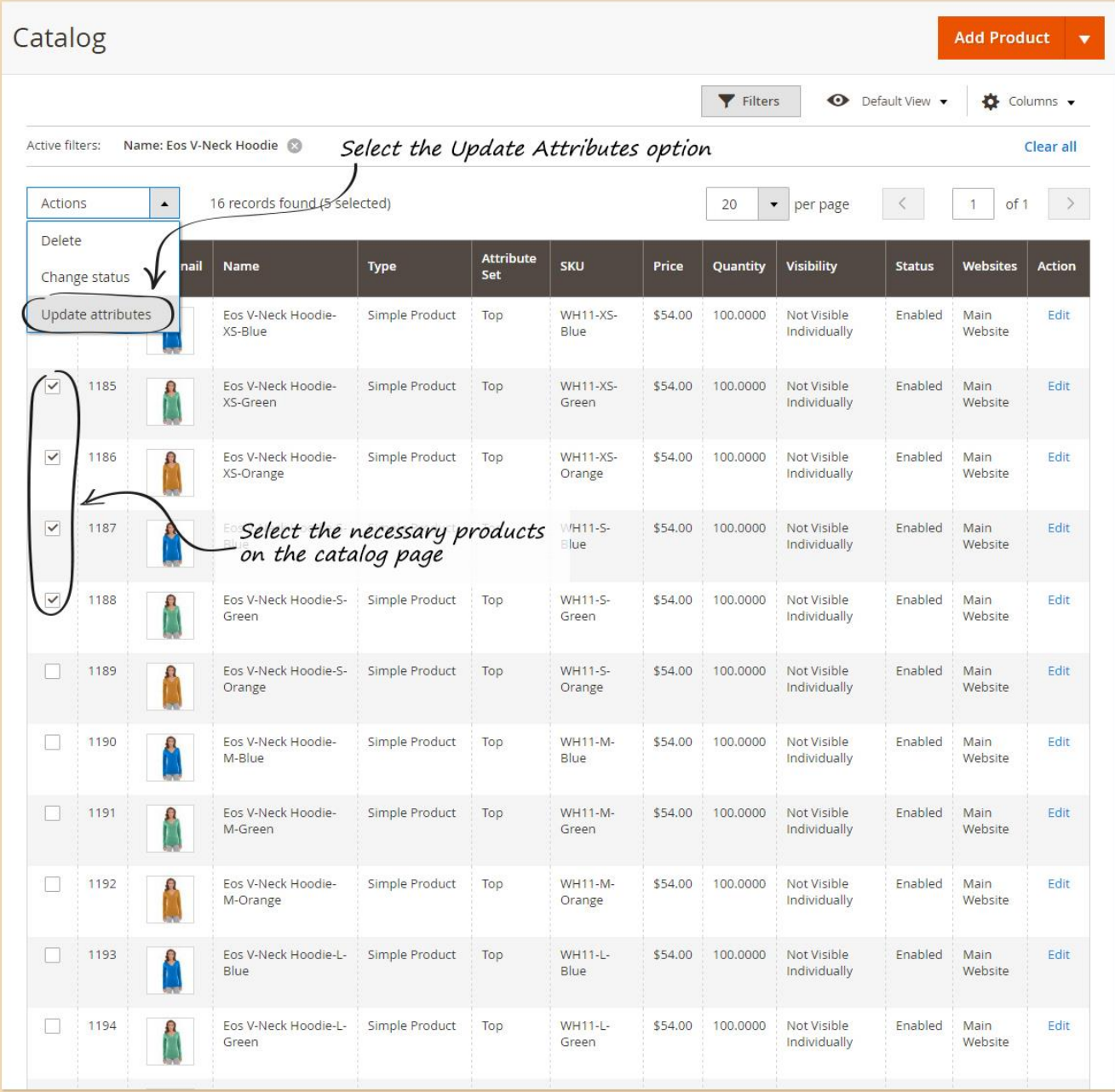
- This menu lists all available static blocks. Highlight those that should be output as additional tabs on the product page and click the **Save** button.

### Assigning additional tabs to multiple products

If you have one or several tabs with some general information that you want to be available for all products, you do not need to edit every product separately, but may assign these blocks to any number of products at once.

- Go to the **Products - Catalog** section and select the necessary products.;

- In the upper right menu select the **Update Attributes** option;



The screenshot shows the 'Catalog' page with an active filter for 'Name: Eos V-Neck Hoodie'. The interface includes a top navigation bar with 'Add Product', a filters section, and a table of 16 records. The table columns are: Thumbnail, Name, Type, Attribute Set, SKU, Price, Quantity, Visibility, Status, Websites, and Action. The 'Update attributes' option is highlighted in the 'Actions' dropdown menu. A circled column of checkboxes is annotated with 'Select the necessary products on the catalog page', and the 'Update attributes' option is annotated with 'Select the Update Attributes option'.

Thumbnail	Name	Type	Attribute Set	SKU	Price	Quantity	Visibility	Status	Websites	Action
<input type="checkbox"/>	Eos V-Neck Hoodie-XS-Blue	Simple Product	Top	WH11-XS-Blue	\$54.00	100.0000	Not Visible Individually	Enabled	Main Website	Edit
<input checked="" type="checkbox"/>	Eos V-Neck Hoodie-XS-Green	Simple Product	Top	WH11-XS-Green	\$54.00	100.0000	Not Visible Individually	Enabled	Main Website	Edit
<input checked="" type="checkbox"/>	Eos V-Neck Hoodie-XS-Orange	Simple Product	Top	WH11-XS-Orange	\$54.00	100.0000	Not Visible Individually	Enabled	Main Website	Edit
<input checked="" type="checkbox"/>	Eos V-Neck Hoodie-S-Blue	Simple Product	Top	WH11-S-Blue	\$54.00	100.0000	Not Visible Individually	Enabled	Main Website	Edit
<input checked="" type="checkbox"/>	Eos V-Neck Hoodie-S-Green	Simple Product	Top	WH11-S-Green	\$54.00	100.0000	Not Visible Individually	Enabled	Main Website	Edit
<input type="checkbox"/>	Eos V-Neck Hoodie-S-Orange	Simple Product	Top	WH11-S-Orange	\$54.00	100.0000	Not Visible Individually	Enabled	Main Website	Edit
<input type="checkbox"/>	Eos V-Neck Hoodie-M-Blue	Simple Product	Top	WH11-M-Blue	\$54.00	100.0000	Not Visible Individually	Enabled	Main Website	Edit
<input type="checkbox"/>	Eos V-Neck Hoodie-M-Green	Simple Product	Top	WH11-M-Green	\$54.00	100.0000	Not Visible Individually	Enabled	Main Website	Edit
<input type="checkbox"/>	Eos V-Neck Hoodie-M-Orange	Simple Product	Top	WH11-M-Orange	\$54.00	100.0000	Not Visible Individually	Enabled	Main Website	Edit
<input type="checkbox"/>	Eos V-Neck Hoodie-L-Blue	Simple Product	Top	WH11-L-Blue	\$54.00	100.0000	Not Visible Individually	Enabled	Main Website	Edit
<input type="checkbox"/>	Eos V-Neck Hoodie-L-Green	Simple Product	Top	WH11-L-Green	\$54.00	100.0000	Not Visible Individually	Enabled	Main Website	Edit

- In the product settings find and enable the **Additional Products Tab** menu and then highlight the blocks you wish to be assigned for the selected products.

The screenshot shows the 'Update Attributes' page with the following attributes and their values:

- Tax Class:** None [WEBSITE]
- Allow Gift Message:** No [GLOBAL]
- Age Verification Page:** No [WEBSITE]
- Additional Product Tabs:** A dropdown menu is open, showing a list of blocks: Footer Links Block, Contact us info, Sale Left Menu Block, Gear Left Menu Block, Men Left Menu Block, Women Left Menu Block, New Left Menu Block, Women Block, Training Block, and Men Block. The 'Change' checkbox below the dropdown is checked.
- Cost:** \$ [WEBSITE]
- Color:** [GLOBAL]
- Activity:** Hike [GLOBAL]
- Material:** Burlap [GLOBAL]

Annotations on the image include:

- An arrow pointing to the 'Change' checkbox under 'Additional Product Tabs' with the text: *Select Change checkbox*
- An arrow pointing to the dropdown menu with the text: *Find Additional Products Tabs section and select blocks you want to be visible for these products*

Click **Save** to apply the changes.



### 3. How to Use

Now, once we have assigned and distributed static blocks across your products, the product pages will display these blocks as additional tabs where you can provide any sort of content you like.

The screenshot shows a product page for 'Eos V-Neck Hoodie' on the LUMA website. The page includes a navigation menu, a search bar, and a main product image of a woman wearing a blue hoodie. To the right of the image, there is a price of \$54.00, an 'Add to Cart' button, and options for color (blue, green, orange) and size (XS, S, M, L, XL). Below the main image, there are two smaller images of the hoodie in different colors. A handwritten note with arrows points to a row of five tabs: 'Details', 'More Information', 'Reviews', 'Get the Discount', and 'Size Information'. The 'More Information' tab is selected and contains the following text: 'Getting chilly before class starts? Wear the Eos on your way to and from yoga for a cute and cozy warmup piece. Reach for its reliable comfort and enjoy a super-soft blend of fabrics finished in sporty style that includes a hidden kangaroo pocket. Semi-fitted. Long-Sleeve. Machine wash/line dry.' Below the tabs, there is a 'Related Products' section with four images of other clothing items.

The tabs are [edited and managed through the admin panel](#) the same way as any other default static block in Magento 2.0.



Size

- 
- 
- 
- 
- 

Qty

**Add to Cart**

- [WISH LIST](#)
- [COMPARE](#)
- [EMAIL](#)



- [Details](#)
- [More Information](#)
- [Reviews](#)
- [Get the Discount!](#)
- [Size Information](#)



**Come back soon!**  
Use this coupon code  
to get **20% OFF** your next order.

**9D2EIYUR846A**

**Related Products**



Layla Tee  
**\$29.00**



Sahara Leggings  
**\$75.00**



Gwyn Endurance Tee  
**\$24.00**



Cora Parachute Pant  
**\$75.00**





Qty

**Add to Cart**

♥ WISH LIST    .|| COMPARE    ✉ EMAIL



Details	More Information	Reviews	Get the Discount!	Size Information																									
<p>The following tables demonstrate another aspect of globalizing products- shoe sizes are not measured in the same units around the world. e-Business applications need to provide users with appropriate units and be clear about which units are being referenced.</p> <table border="1"> <thead> <tr> <th>T-shirt</th> <th>S</th> <th>M</th> <th>L</th> <th>XL</th> </tr> </thead> <tbody> <tr> <td>Chest</td> <td>92</td> <td>98</td> <td>104</td> <td>110</td> </tr> <tr> <td>Back Length</td> <td>67</td> <td>70</td> <td>73</td> <td>76</td> </tr> <tr> <td>Front Length</td> <td>52</td> <td>54</td> <td>56</td> <td>58</td> </tr> <tr> <td>Sleeve Length</td> <td>34</td> <td>35</td> <td>36</td> <td>37</td> </tr> </tbody> </table> <ul style="list-style-type: none"> <li>• <b>Material:</b> Wool Blendssssssssss</li> <li>• <b>Occasion:</b> Casual</li> <li>• <b>Three Colors:</b> Black, Dark Red, Green</li> <li>• <b>Neckline:</b> Lapel</li> <li>• <b>Hemline / Train:</b> Above knee</li> <li>• <b>Sleeve Length:</b> Long Sleeves</li> <li>• <b>Style:</b> Glamorous &amp; Dramatic</li> <li>• <b>Season:</b> Spring, Fall, Winter</li> <li>• <b>Net Weight:</b> 798g.</li> </ul>					T-shirt	S	M	L	XL	Chest	92	98	104	110	Back Length	67	70	73	76	Front Length	52	54	56	58	Sleeve Length	34	35	36	37
T-shirt	S	M	L	XL																									
Chest	92	98	104	110																									
Back Length	67	70	73	76																									
Front Length	52	54	56	58																									
Sleeve Length	34	35	36	37																									

**Related Products**

